



• Magnetic Drilling Machine • Broach Cutters • TCT Hole Saw

www.schifler.de



SPECIFICATIONS


Motor power	1100 watt
Spindle	19mm (3/4") Weldon
Broach cutter (35mm length)	Ø12mm - Ø35mm
Broach cutter (50mm length)	Ø12mm - Ø35mm
RPM	450 min ⁻¹
Weight	10 kg
Magnet power	10000N
Input supply voltage	220V-240V
Frequency	50-60Hz



Magnet-Kernbohrmaschinen Magnetic Core Drilling Machine



STANDARD ACCESSORIES



Magnet-Kernbohrmaschinen
Magnetic Core Drilling Machine




SWC 50 MAX




SPECIFICATIONS

Motor power	1350 watt
Spindle	MT2, 19 mm (3/4") Weldon
Broach cutter (35mm length)	Ø12mm - Ø50mm
Broach cutter(50mm length)	Ø12mm - Ø50mm
Twist drill	Ø18mm
RPM	n250 min ⁻¹ -n450 min ⁻¹
Weight	12 kg
Magnet power	11000N
Input supply voltage	220V-240V
Frequency	50-60Hz




STANDARD ACCESSORIES



Magnet-Kernbohrmaschinen Magnetic Core Drilling Machine



SWC 35 H



STANDARD ACCESSORIES



Allen Key 2.5,4,6

Pilot Pin 6x50, 8x50

Safety Belt

SPECIFICATIONS

Motor power	1100 watt
Spindle	19mm (3/4") Weldon
Broach cutter (35 mm length)	Ø12mm - Ø35mm
Broach cutter(50 mm length)	Ø12mm - Ø35mm
RPM	450 min ⁻¹
Weight	9.5 kg
Magnet power	11000N
Input supply voltage	220V-240V
Frequency	50-60Hz




Magnet-Kernbohrmaschinen Magnetic Core Drilling Machine



Twist Drilling Ø13 mm

STANDARD ACCESSORIES



SWC 40

SPECIFICATIONS

Motor power	1150 watt
Spindle	19mm (3/4") Weldon
Broach cutter (35 mm length)	Ø12mm - Ø40mm
Broach cutter (50 mm length)	Ø12mm - Ø40mm
Broach cutter (80 mm length)	Ø18mm - Ø22mm
Broach cutter (100 mm length)	-
Twist drill	Upto Ø13 mm
Counter sinking	Ø40mm
RPM	450 min ⁻¹
Flexible stroke upto	240 mm
Weight	12 kg
Magnet power	10000N
Input supply voltage	220V-240V
Frequency	50-60Hz




Magnet-Kernbohrmaschinen Magnetic Core Drilling Machine



Twist Drilling Ø23 mm


STANDARD ACCESSORIES



SWC 65

SPECIFICATIONS

Motor power	1600 watt
Spindle	MT3, 19mm Weldon
Broach cutter (35mm length)	Ø12mm - Ø65mm
Broach cutter (50mm length)	Ø12mm - Ø65mm
Broach cutter (80mm length)	Ø12mm - Ø65mm
Broach cutter (100mm length)	-
Twist drill	Ø23mm
Counter sinking	Ø65mm
RPM	250 min ⁻¹ /450 min ⁻¹
Flexible stroke upto	20mm
Weight	16 kg
Magnet power	18000N
Input supply voltage	220V-240V
Frequency	50-60Hz



Magnet-Kernbohrmaschinen Magnetic Core Drilling Machine




Tapping M6-M20



Twist Drilling Ø23 mm

STANDARD ACCESSORIES



SWC 65 WT

SPECIFICATIONS

Motor power	1600 watt
Spindle	MT3, 19mm Weldon
Broach cutter (35mm length)	Ø12mm - Ø65mm
Broach cutter (50mm length)	Ø12mm - Ø65mm
Broach cutter (80mm length)	Ø12mm - Ø65mm
Tapping	M6-M20
Twist drill	Ø23mm
Counter sinking	Ø65mm
RPM	250 min ⁻¹ /450 min ⁻¹
Stroke	Flexible Stroke upto 205mm
Weight	16 kg
Magnet power	18000N
Input supply voltage	220V-240V
Frequency	50-60Hz
Electro torque control	Yes



Magnet-Kernbohrmaschinen Magnetic Core Drilling Machine




SWC 65 WT SB (Swivel Base)

SPECIFICATIONS

Motor power	1600 watt
Spindle	MT3, 19mm Weldon
Broach cutter (35mm length)	Ø12mm - Ø65mm
Broach cutter (50mm length)	Ø12mm - Ø65mm
Broach cutter (80mm length)	Ø12mm - Ø65mm
Tapping	M6-M20
Twist drill	Ø23mm
Counter sinking	Ø65mm
RPM	250 min ⁻¹ /450 min ⁻¹
Stroke	Flexible Stroke upto 205mm
Weight	16 kg
Magnet power	18000N
Input supply voltage	220V-240V
Frequency	50-60Hz
Electro torque control	Yes



STANDARD ACCESSORIES



SWC 80/80 WT

SPECIFICATIONS

Motor power	1700 watt
Spindle 1	MT3, 19mm Weldon
Spindle 2	MT3, 32mm Weldon
Broach cutter (35mm length)	Ø12mm - Ø80mm
Broach cutter (50mm length)	Ø12mm - Ø80mm
Broach cutter (80mm length)	Ø18mm - Ø80mm
Tapping	M30 (SWC 80 WT)
Twist drill	Ø32mm
Counter Sinking	Ø100mm
RPM	n110 min ⁻¹ - n175 min ⁻¹ / n385 min ⁻¹ - n425 min ⁻¹
Weight	21 kg
Magnet power	18000 N
Input supply voltage	220V-240V
Frequency	50-60Hz


SWC 80

SWC 80 WT



Twist Drilling Ø32 mm

STANDARD ACCESSORIES



SWC 80 WT

SWC 100/100 WT

SPECIFICATIONS


SWC 100

SWC 100 WT



Twist Drilling Ø32 mm

STANDARD ACCESSORIES



Motor power	1800 watt
Spindle 1	MT3, 19mm Weldon
Spindle 2	MT3, 32mm Weldon
Broach cutter (35 mm length)	Ø12mm - Ø100mm
Broach cutter(50 mm length)	Ø12mm - Ø100mm
Broach cutter (80 mm length)	Ø18mm - Ø100mm
Broach cutter (100 mm length)	Ø18mm - Ø100mm
Tapping	M30 (SWC 100 WT)
Twist drill	Ø32mm
Counter sinking	Ø80mm
RPM	n60 min ⁻¹ - n140 min ⁻¹ / n200 min ⁻¹ - n470 min ⁻¹
Weight	>25 kg
Magnet power	20000N
Input supply voltage	220V-240V
Frequency	50-60Hz



SWC 100 WT

Magnet-Kernbohrmaschinen Magnetic Core Drilling Machine




SWC 35 AT

SPECIFICATIONS

Motor power	1150 watt
Spindle	19mm (3/4") Weldon
Broach cutter (35mm length)	Ø12mm - Ø35mm
Broach cutter (50mm length)	Ø12mm - Ø35mm
RPM	450 min ⁻¹
Weight	15 kg
Magnet power	10000N
Input supply voltage	220V-240V
Electro torque control	Yes
Frequency	50-60Hz



STANDARD ACCESSORIES



SWC 35 PD


SPECIFICATIONS

Motor power	1100 watt
Spindle	19mm (3/4") Weldon
Broach cutter (35 mm length)	Ø12mm - Ø35mm
Broach cutter(50 mm length)	Ø12mm - Ø35mm
Twist drill	Upto Ø13 mm
Counter Sinking	Ø40mm
RPM	450 min ⁻¹
Smallest pipe diameter	80mm (3.3/16")
Weight	12 kg
Magnet power	532 Kg
Input supply voltage	220V-240 V
Frequency	50-60 Hz



Magnet-Kernbohrmaschinen
Magnetic Core Drilling Machine

STANDARD ACCESSORIES



For Flat & Contour Surface



*SWC 35 PD machine can be used with both Broach Cutters & Hole Saws


SWC 50 PD

SPECIFICATIONS

Motor power	1500 watt
Spindle	MT3, 19mm Weldon
Broach cutter (35 mm length)	Ø12mm - Ø50mm
Broach cutter(50 mm length)	Ø12mm - Ø50mm
Broach cutter(80 mm length)	Ø18mm - Ø26mm
Twist drill	Ø23mm
Counter sinking	Ø65mm
RPM	250 min ⁻¹ /450 min ⁻¹
Flexible stroke upto	205mm
Smallest pipe ciameter	80mm (3.3/16")
Weight	16 kg
Magnet power	860 Kg
Input supply voltage	220V-240V
Frequency	50-60Hz



STANDARD ACCESSORIES



A to Z

SPARE SUPPORT



For Flat & Contour Surface




*SWC 50 PD machine can be used with both Broach Cutters & Hole Saws

Magnet-Kernbohrmaschinen
Magnetic Core Drilling Machine

Magnet-Kernbohrmaschinen Magnetic Core Drilling Machine



STANDARD ACCESSORIES



SWC 50 PDT

SPECIFICATIONS

Motor power	1500 watt
Spindle	MT3, 19mm Weldon
Broach cutter (35mm length)	Ø12mm - Ø50mm
Broach cutter (50mm length)	Ø12mm - Ø50mm
Broach cutter (80mm length)	Ø18mm - Ø26mm
Tapping	M6-M20
Twist drill	Ø23mm
Counter sinking	Ø65mm
RPM	250 min-1/450 min-1
Stroke	Flexible Stroke upto 205mm
Smallest Pipe Diameter	80mm (3.3/16")
Weight	16 kg
Magnet power	860 kg
Input supply voltage	220V-240V
Frequency	50-60Hz



SPARE SUPPORT

For Flat & Contour Surface



*SWC 50 PDT machine can be used with both Broach Cutters & Hole Saws

SWC 120 WT

SPECIFICATIONS

Motor power	2500 watt
Spindle	MK-4
Broach cutter (35 mm length)	Ø12 mm - Ø120 mm
Broach cutter (50 mm length)	Ø12 mm - Ø120 mm
Broach cutter (80/100 mm length)	Ø18 mm - Ø120 mm
Twist drill	Ø45 mm
Counter Sinking	Ø80 mm
Tapping	M6-M38
Reaming	Ø50 mm
Counter sinking	Ø80 mm
RPM	80-125min ⁻¹ / 175-300 min ⁻¹
Weight	35 kg
Magnet power	25000 N
Input supply voltage	220V-240V
Frequency	50-60Hz
Electro Torque Control	Yes



Magnet-Kernbohrmaschinen
Magnetic Core Drilling Machine



Tapping M6-M38



Twist Drilling Ø45 mm

STANDARD ACCESSORIES



Kernbohrer HSS Core Drills HSS

Schnitttiefe / Cutting Depth 35mm

Ø	mm
mm	Schnitttiefe Cutting Depth
12,0	35
13,0	35
14,0	35
15,0	35
16,0	35
17,0	35
18,0	35
19,0	35
20,0	35
21,0	35
22,0	35
23,0	35
24,0	35
25,0	35
26,0	35
27,0	35
28,0	35
29,0	35
30,0	35
31,0	35
32,0	35
33,0	35
34,0	35
35,0	35
36,0	35



Ø	mm
mm	Schnitttiefe Cutting Depth
37,0	35
38,0	35
39,0	35
40,0	35
41,0	35
42,0	35
43,0	35
44,0	35
45,0	35
46,0	35
47,0	35
48,0	35
49,0	35
50,0	35
51,0	35
52,0	35
53,0	35
54,0	35
55,0	35
56,0	35
57,0	35
58,0	35
59,0	35
60,0	35



Schnitttiefe / Cutting Depth 50mm

Ø	mm
mm	Schnitttiefe Cutting Depth
12,0	50
13,0	50
14,0	50
15,0	50
16,0	50
17,0	50
18,0	50
19,0	50
20,0	50
21,0	50
22,0	50
23,0	50
24,0	50
25,0	50
26,0	50
27,0	50
28,0	50
29,0	50
30,0	50
31,0	50
32,0	50
33,0	50
34,0	50
35,0	50
36,0	50

Ø	mm
mm	Schnitttiefe Cutting Depth
37,0	50
38,0	50
39,0	50
40,0	50
41,0	50
42,0	50
43,0	50
44,0	50
45,0	50
46,0	50
47,0	50
48,0	50
49,0	50
50,0	50
51,0	50
52,0	50
53,0	50
54,0	50
55,0	50
56,0	50
57,0	50
58,0	50
59,0	50
60,0	50

Kernbohrer HSS Core Drills TCT



Schnitttiefe
Cutting Depth
35 mm



Schnitttiefe
Cutting Depth
80 mm



Schnitttiefe
Cutting Depth
50 mm



Schnitttiefe
Cutting Depth
100 mm

Ø	mm
mm	Schnitttiefe Cutting Depth
12,0	35
13,0	35
14,0	35
15,0	35
16,0	35
17,0	35
18,0	35
19,0	35
20,0	35
21,0	35
22,0	35
23,0	35
24,0	35
25,0	35
26,0	35
27,0	35
28,0	35
29,0	35
30,0	35
31,0	35
32,0	35
33,0	35
34,0	35
35,0	35
36,0	35
37,0	35
38,0	35
39,0	35
40,0	35
41,0	35
42,0	35
43,0	35
44,0	35
45,0	35
46,0	35
47,0	35
48,0	35
49,0	35
50,0	35
51,0	35
52,0	35
53,0	35
54,0	35
55,0	35
56,0	35
57,0	35
58,0	35
59,0	35
60,0	35

Ø	mm
mm	Schnitttiefe Cutting Depth
12,0	50
13,0	50
14,0	50
15,0	50
16,0	50
17,0	50
18,0	50
19,0	50
20,0	50
21,0	50
22,0	50
23,0	50
24,0	50
25,0	50
26,0	50
27,0	50
28,0	50
29,0	50
30,0	50
31,0	50
32,0	50
33,0	50
34,0	50
35,0	50
36,0	50
37,0	50
38,0	50
39,0	50
40,0	50
41,0	50
42,0	50
43,0	50
44,0	50
45,0	50
46,0	50
47,0	50
48,0	50
49,0	50
50,0	50
51,0	50
52,0	50
53,0	50
54,0	50
55,0	50
56,0	50
57,0	50
58,0	50
59,0	50
60,0	50
61,0	50
62,0	50

Ø	mm
mm	Schnitttiefe Cutting Depth
63,0	50
64,0	50
65,0	50
66,0	50
67,0	50
68,0	50
69,0	50
70,0	50
71,0	50
72,0	50
73,0	50
74,0	50
75,0	50
76,0	50
77,0	50
78,0	50
79,0	50
80,0	50
81,0	50
82,0	50
83,0	50
84,0	50
85,0	50
86,0	50
87,0	50
88,0	50
89,0	50
90,0	50
91,0	50
92,0	50
93,0	50
94,0	50
95,0	50
96,0	50
97,0	50
98,0	50
99,0	50
100,0	50

Ø	mm
mm	Schnitttiefe Cutting Depth
18,0	80
19,0	80
20,0	80
21,0	80
22,0	80
23,0	80
24,0	80
25,0	80
26,0	80
27,0	80
28,0	80
29,0	80
30,0	80
31,0	80
32,0	80
33,0	80
34,0	80
35,0	80
36,0	80
37,0	80
38,0	80
39,0	80
40,0	80
41,0	80
42,0	80
43,0	80
44,0	80
45,0	80
46,0	80
47,0	80
48,0	80
49,0	80
50,0	80
51,0	80
52,0	80
53,0	80
54,0	80
55,0	80
56,0	80
57,0	80
58,0	80
59,0	80
60,0	80
65,0	80
70,0	80
75,0	80
80,0	80
85,0	80
90,0	80
95,0	80
100,0	80

Ø	mm
mm	Schnitttiefe Cutting Depth
18,0	100
19,0	100
20,0	100
21,0	100
22,0	100
23,0	100
24,0	100
25,0	100
26,0	100
27,0	100
28,0	100
29,0	100
30,0	100
31,0	100
32,0	100
33,0	100
34,0	100
35,0	100
36,0	100
37,0	100
38,0	100
39,0	100
40,0	100
41,0	100
42,0	100
43,0	100
44,0	100
45,0	100
46,0	100
47,0	100
48,0	100
49,0	100
50,0	100
51,0	100
52,0	100
53,0	100
54,0	100
55,0	100
56,0	100
57,0	100
58,0	100
59,0	100
60,0	100
65,0	100
70,0	100
75,0	100
80,0	100
85,0	100
90,0	100
95,0	100
100,0	100

Mehrzweck-Lochsägen, HM Multi-Purpose Hole Saws TCT



Schnitttiefe
Cutting Depth
5 mm

Ø
mm
14,0
15,0
16,0
17,0
18,0
19,0
20,0
21,0
22,0
23,0
24,0
25,0

Ø
mm
26,0
27,0
28,0
29,0
30,0
31,0
32,0
33,0
34,0
35,0
36,0
37,0

Ø
mm
38,0
39,0
40,0
41,0
42,0
43,0
44,0
45,0
46,0
47,0
48,0
49,0

Ø
mm
50,0
51,0
52,0
53,0
54,0
55,0
56,0
57,0
58,0
59,0
60,0
61,0

Ø
mm
62,0
63,0
64,0
65,0
70,0
75,0
80,0
85,0
90,0
95,0
100,0

Pilot Pin
Pilot Pin



Adapter
Adaptors

Pilot Pin 6x35
Pilot Pin 6x50
Pilot Pin 8x35
Pilot Pin 8x50
Pilot Pin 8x80
Pilot Pin 8x100
Pilot Pin 8x150 Split Pin
Pilot Pin 8x157 Split Pin
Pilot Pin 8x168 Split Pin

Industriearbeiten mit automatischer Innenschmierung
Industrial arbor with automatic internal lubrication



Adapter
Adaptors



Adapter
Adaptors

Drill Chuck Adaptor 1/2"x20UNF
Tapping Adaptor

Konus Tapershank	Für Kernbohrer For Core Drills
MK 2	Weldon 19 mm
MK 3	Weldon 19 mm
MK 3	Weldon 32 mm
MK 4	Weldon 32 mm

Schaft Adapter
Shank Adaptor




Adapter Adaptors
Adaptor 19 to 32mm
Adaptor 32 to 19mm

Schaft Adapter
Shank Adaptor



Bezeichnung Description	Für Kernbohrer For Core Drills
Adapter / Weldon 19 mm (3/4") Adaptor	Fein
Adapter / Weldon 19 mm (3/4") Adaptor	Universal



European Union

Schifler Werkzeuge & Co.
Bahnhofstraße. 8, 30159,
Hannover, GERMANY
Tel.: +49 (0) 511 93639 421
Fax.: +49 (0) 511 93639 300
Email: info@schifler.de

Middle East

Schifler Werkzeuge Middle East FZC
UAQ Free Trade Zone,
P.O. Box : 7073,
Umm Al Quwain, U.A.E.
Telefon : +971-568965572
Email : uae@schifler.de

Asia Pacific

Schifler Werkzeuge & Co.
B-24, Street No.9,
Anand Parbat Industrial Area,
Delhi-110005. INDIA
Telefon : 011-41044650
Email: india@schifler.de

www.schifler.de

